


LF Receiver Antenna CAS13D31B



Provisional

Discription

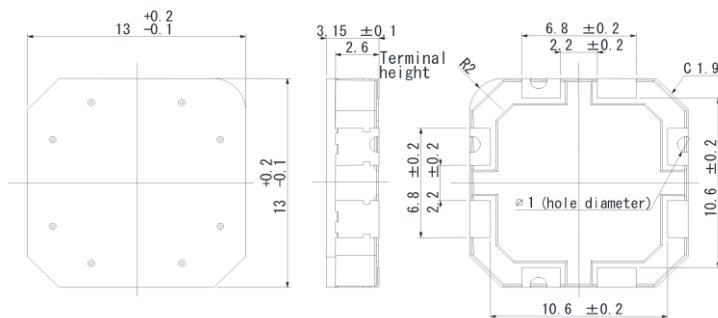
- Compact LF receiver antenna (3D).
- Covered by over-molding.
- High Sensitivity and Reliability.
- L × W × H: 13.2×13.2x 3.25 mm Max.
- Product weight:1.35 g Ref.
- Operating temperature range: -40°C~+85°C
- Storage temperature range: -40°C~+85°C
- RoHS compliance.
- Carrier Tape and Reel.
- Tape specification according to EIA481.
- 500pcs/reel.



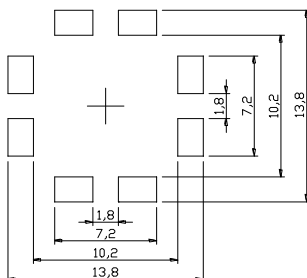
Applications

- PEPS, Smart key system.
- Security system

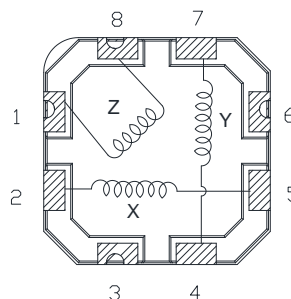
Dimension - [mm]



Suggest PCB layout - [mm]



Schematic diagram



Note: This specification is subject to change without notice. Please contact your nearest sales office for updated information when placing an order.

LF Receiver Antenna

CAS13D31B



Provisional



Electrical Characteristics:

Part number	Item	2-5 (X-axis)	4-7 (Y-axis)	1-8 (Z-axis)
CAS13D31B-472	Inductance	4.7mH \pm 4%	4.7mH \pm 4%	7.2mH \pm 4%
	Unloaded Q	27 Min.	27 Min.	25 Min.
	S.R.F	1.5MHz Min.	1.5MHz Min.	500kHz Min.
CAS13D31B-722	Inductance	7.2mH \pm 4%	7.2mH \pm 4%	10.6mH \pm 4%
	Unloaded Q	27 Min.	27 Min.	25 Min.
	S.R.F	1MHz Min.	1MHz Min.	400kHz Min.

*Measuring conditions : Inductance and Q at 125kHz, 1V